



# Catalogue



**TRIPLE H**  
CONCRETE PRODUCTS LTD.



# Contents

<b>Paving Stones</b> .....	7	Garden Walls .....	36
Bella Collection .....	8	Mini Armour Stone .....	36
Accent Paver .....	9	Tumble Stack.....	36
Bristol.....	10	WEDGEROCK .....	37
Covington .....	11	WEDGEROCK Cornerstone .....	37
Castlestone .....	12	Chelsey Wall.....	38
6 cm Handy Paver .....	13	Chelsey Pillar Caps .....	38
Holland Paver .....	14	Chelsey Coping.....	38
Richmond .....	15	Easy Stack.....	39
<b>Patio Stones</b> .....	17	Kendal Stone.....	39
Terra Stone .....	18	Stepping Stones .....	40
TERRASQUARE .....	19	Exposed Aggregate	
Euro Pattern .....	20	Stepping Stones.....	40
Cobble Pattern .....	21	Maplewood	
Brick Pattern.....	22	Stepping Stone.....	40
Exposed Aggregate .....	23	Whimsical Stepping Stones..	40
4 cm Handy Pavers .....	24	Garden Leaf .....	40
Fieldstone.....	25	BIG FEET .....	40
DIAMONDCAST .....	26	Turtle Slab .....	40
Builder Slab .....	27	Fossil.....	40
Quarry Slab.....	28	Roman Circle .....	40
Rustic Flagstone.....	29	Garden Charms.....	41
<b>Details</b> .....	31	Frog.....	41
Residential Planters .....	32	Acorn .....	41
Commercial Planters .....	32	Inukshuk .....	41
Benches.....	33	Maple Garden Edging.....	41
Fire Pit.....	33	FAQ and Answers! .....	42
Bird Bath.....	33	<b>Installation Instructions</b> .....	44
Splash Pad.....	33	Driveway.....	44
Steps.....	34	Patio and Walkway .....	46
Ready Steps .....	34	<b>Laying Patterns</b> .....	48
Georgian Step .....	34		
Roman Step .....	34		
Lock Steps.....	35		



## **TRIPLE H Concrete Products Ltd. Paving and Patio Warranty**

Our products have a lifetime warranty to the original purchaser of the products for residential applications. This assurance of product quality is applicable where products have been correctly installed to meet the manufacturer's specifications. Colour variances and the appearance of efflorescence does not constitute a warranty claim. Any defective products will be replaced, however replacement labour and transportation costs are not included in this warranty. All warranty claims must be made prior to the removal or disposal of the defective product, approvals must be in writing. This warranty is not transferable. Proof of purchase is required.

# What sets us apart?

- Modern processes and equipment
- Excellent safety record – highest safety standards on equipment.
- Environmentally responsible production practices. We recycle wash water used in our exposed aggregate pavers, which makes a higher quality patio slab that uses less raw materials.
- We are less than 10km from our aggregate source. Our products are produced with a surface colour layer which enables us to use less pigment and lowers our carbon footprint.
- By manufacturing patio stones to the thickness required allows us to make a lighter stone, which reduces the amount of fuel used for transport.
- Our modern equipment requires less hydro.
- Our new one step tumbling stones line is not only energy efficient but also eliminates waste. Another plus for the environment.
- We stake our reputation on the quality of our products and service. We're a family run business working hands-on every day.



A family run business since 1975.





# Paving Stones

Complete the look of your home with paving stones from TRIPLE H Concrete Products Ltd. Whether you're looking for an old world cobblestone feel or a more modern linear look, we've got many paving stone options. Because TRIPLE H offers a wide variety of sizes, shapes, and colours you have the flexibility to create a variety of patterns and borders from a great selection.

driveways

patios

walkways

# Bella Collection

Oh **Bella**, Bella, Bella! Swap textures, mix and match colours. Fantastic flexibility puts the Bella Collection in a class of its own with its unique capability to mix and match colours and finishes – Bella *looks* fantastic!

Want to enhance your residential, commercial or industrial property's curbside appeal? Bella!


Flexible, fantastic



## Bella Moderna

15 x 30 x 6 cm  
(5.9 x 11.81 x 2.36 inches)

Coverage: 0.48 sq. ft.  
160 pieces per bundle  
13.5 lbs each  
2,169 lbs per bundle



## Bella Wash, Bella Blast, Bella Pure

30 x 30 x 6 cm  
(11.81 x 11.81 x 2.36 inches)

Coverage: 0.96 sq. ft.  
114 pieces per bundle  
27 lbs each  
3,078 lbs per bundle

## Sand



Bella Wash



Bella Blast



Bella Pure


## Coffee



Bella Wash



Bella Blast



Bella Pure

## Gold



Bella Wash

Gold is only available in the Bella Wash finish.

Driveway shown is Bella Wash Gold with Bella Moderna Coffee border.





Bella Moderna is a great accent paver for banding and borders!

You don't need a vintage Camaro to accent your driveway – all you need is any **Triple H** Pavers. Jazz up your driveway *even more* using our **Bella Moderna** premium black paver for a great accent border or banding.



Premium Black



### **Bella Moderna**

15 x 30 x 6 cm

(5.9" x 11.81" x 2.36")

Coverage: 0.48 sq. ft.

152 pieces per bundle

13.5 lbs each

2,169 lbs per bundle



driveways

patios

walkways

# Bristol

With the latest technology that uses less energy and resources, we have created one of our newest pavers. **Bristol**, two colours, three sizes. Create driveways, patios and walkways with classic European charm for all of your outdoor spaces.



Beige



Slate

Classic European charm



## Bristol Small

15 x 30 x 6 cm  
(5.9 x 11.81 x 2.36 inches)

Coverage: 0.48 sq. ft.  
288 pieces per pallet  
13.5 lbs each  
3,709 lbs per pallet



## Bristol Medium

30 x 30 x 6 cm  
(11.81 x 11.81 x 2.36 inches)

Coverage: 0.96 sq. ft.  
144 pieces per pallet  
27 lbs each  
3,755 lbs per pallet



## Bristol Large

30 x 45 x 6 cm  
(11.81 x 17.71 x 2.36 inches)

Coverage: 1.45 sq. ft.  
96 pieces per pallet  
40.5 lbs each  
3,771 lbs per pallet

driveways

patios

walkways

# Covington

Two great colours, three sizes and a variety of laying patterns make **Covington** pavers one of our most versatile options. Use all three sizes to create an old world cobblestone street pattern, use the square pavers to form a diamond pattern with the rectangular pavers making an elegant border, or try one of the suggested laying patterns. No matter which design you choose Covington pavers are sure to bring charm to your driveway or patio.



Beige



Slate



Auburn

Old world charm for modern living



## Covington Small

15 x 30 x 6 cm  
(5.9" x 11.81" x 2.36")

Coverage: 0.48 sq. ft.  
152 pieces per bundle  
13.5 lbs each  
2,169 lbs per bundle



## Covington Medium

30 x 30 x 6 cm  
(11.81" x 11.81" x 2.36")

Coverage: 0.96 sq. ft.  
114 pieces per bundle  
27 lbs each  
3,078 lbs per bundle



## Covington Large

30 x 45 x 6 cm  
(11.81" x 17.71" x 2.36")

Coverage: 1.45 sq. ft.  
57 pieces per bundle  
37 lbs each  
2,210 lbs per bundle



## Mega Covington

45 x 45 x 6 cm  
(17.71" x 17.71" x 2.36")

Coverage: 2.25 sq. ft.  
38 pieces per bundle  
61 lbs each  
2,318 lbs per bundle





# Castlestone

**Castlestone** is another in our series of old world charm pavers. Castlestone's hand hewn characteristics give it an old world look, and its shape and size give it the simplicity and economy of a paver. Use it on its own or combine it with other Triple H pavers.



Sandstone

Slate

Terra cotta

Hand hewn look in a paver



30 x 30 x 6 cm  
(11.81 x 11.81 x 2.36 inches)

Coverage: 0.96 sq. ft.  
114 pieces per bundle  
27 lbs each  
3,078 lbs per bundle

Make all colour selections from actual samples

driveways

patios

walkways

# 6 cm Handy Paver

**6 cm Handy Pavers** come in 8 different colours. Mix and match to make patterns on your driveway or walkway. A contemporary look, efficient installation, and economical price, we don't call them Handy for nothing!

Versatile and economical



30 x 30 x 6 cm  
(11.81 x 11.81 x 2.36 inches)

Coverage: 0.96 sq. ft.  
114 pieces per bundle  
27 lbs each  
3,078 lbs per bundle



Autumn Gold




Charcoal



Natural



Sahara



Red



Brown



Shadow Blend



Red Range





driveways

patios

walkways



# Holland Paver

**Holland Pavers** – modern versatility to combine patterns and colours for a unique driveway or walkway. Holland pavers' smooth surface and brick shape will add a contemporary look to any driveway, walkway or patio.



Shadow Blend



Sahara



Autumn Gold



Charcoal

## Modern versatility



30 x 15 x 6 cm  
(11.8 x 5.9 x 2.3 inches)

Coverage: 0.48 sq. ft.  
160 pieces per pallet  
13.5 lbs each  
2,169 lbs per pallet



# Richmond

**Richmond** is a large format paver consisting of three sizes that on their own, or used in combination will enhance any home. The textured surface, created using the latest in stone aging techniques, give this paver a distinct natural patina. Available in two colours, the Richmond will be sure to offer a pleasing result for the project of your dreams.



Terra cotta



Sandstone

Great aged look with patina



### Richmond Regular

30 x 30 x 6 cm  
(11.81" x 11.81" x 2.36")

Coverage 0.96 sq. ft.  
144 pieces per pallet  
27 lbs each  
3,890 lbs per pallet



### Richmond Large

30 x 45 x 6 cm  
(11.81" x 17.71" x 2.36")

Coverage 1.45 sq. ft.  
96 pieces per pallet  
37 lbs each  
3,890 lbs per pallet



### Richmond Mega

45 x 45 x 6 cm  
(17.71" x 17.71" x 2.36")

Coverage 2.25 sq. ft.  
48 pieces per pallet  
61 lbs each  
2,930 lbs per pallet





# Patio Stones

Your driveway looks beautiful – now you need a place to sit and a way to get there!

**TRIPLE H** makes a variety of unique patio and walkway stones.

We have patio stones in a variety of colours to suit your style. Because you care as much about the outside of your home as you do about the inside.



patios

walkways

# Terra Stone

**Terra Stone** patio stones have a random pattern with the look of natural flagstone. This unique pattern is available in two colours that make for a beautiful patio or walkway that will suit all environments.



Woodland MOSS



Weathered OAK

Looks like flagstone, easy installation



60 x 40 x 4 cm  
(23.6 x 15.7 x 1.5 inches)

Coverage: 2.58 sq. ft.  
60 pieces per bundle  
42 lbs each  
2,496 lbs per bundle

There is a 60/40 mix of the two styles, not sold separately.



# TERRASQUARE

**TERRASquare**, like Terra Stone, has the look of flagstone. Use it in conjunction with the Terra Stone for additional random and interesting patterns.



Woodland MOSS



Weathered OAK

Looks like flagstone, easy installation



60 x 60 x 4 cm  
(23.6 x 23.6 x 1.5 inches)

Coverage: 3.87 sq. ft.  
30 pieces per bundle  
63 lbs each  
1,889 lbs per bundle

Make all colour selections from actual samples

patios

walkways


# Euro Pattern

A little bit of old world Europe in your own backyard. **Euro Pattern's** random brick pattern saves you the effort of laying hundreds of small bricks to achieve that old world look. Set up your umbrella, put on the espresso and pull up a chair!

## Random brick look



Red Range



Shadow Blend



Sahara

50 x 50 x 4 cm  
(19.6 x 19.6 x 1.5 inches)


Coverage: 2.67 sq. ft.  
60 pieces per bundle  
44 lbs each  
2,610 lbs per bundle



# Cobble Pattern

**Cobble Pattern** – another in our old world series. The random pattern in the stone provides a mosaic effect that looks like hundreds of individual pieces. By incorporating this into one stone we save you hours of effort creating a beautiful cobblestone walkway or patio.

A Roman cobblestone effect



Natural



Red Range



Red

50 x 50 x 4 cm  
(19.6 x 19.6 x 1.5 inches)

Coverage: 2.67 sq. ft.  
60 pieces per bundle  
44 lbs each  
2,610 lbs per bundle



Sahara



Shadow Blend

patios


walkways

# Brick Pattern

Add modern class to any patio or walkway with our **Brick Pattern** slabs. A clean parquet pattern for a contemporary look. Our Brick Pattern slabs look great with a Holland Paver border.

50 x 50 x 4 cm  
(19.6 x 19.6 x 1.5 inches)  
Coverage: 2.67 sq. ft.  
60 pieces per bundle  
44 lbs each  
2,610 lbs per bundle

Durable and unique



Red Range



Natural



Sahara



Shadow Blend



Red Brick

## Brick Pattern 24



Natural



Red Brick

60 x 60 x 4 cm  
(23.6 x 23.6 x 1.5 in)

Coverage 3.87 sq.ft  
30 pieces per bundle  
63 lbs each  
1,900 lbs per bundle




# Exposed Aggregate

**Exposed Aggregate** paving slabs maintain their beauty and colour over time. Various granites are brought in from Ontario, Quebec and the US to create the natural aggregate finish for creative landscaping. Combine them with other **TRIPLE H** paving products for beautiful and playful streetscaping projects.

50 x 50 x 4.5 cm  
(19.6 x 19.6 x 1.7 inches)

Coverage: 2.67 sq. ft.  
54 pieces per bundle  
52 lbs each  
2,812 lbs per bundle


For natural beauty



Alabama



Black Granite



Mystic Black



Ottawa



Kingston Red




Mystic Red



Pea Gravel



Green Granite



Mystic Green

Make all colour selections from actual samples



patios

walkways

# 4<sub>cm</sub> Handy Pavers


A contemporary paver that delivers clean and crisp lines suitable for walkways, patios and pool decks.

**4 cm Handy Pavers** are available in 8 colours, the same as their thicker cousins.


30 x 30 x 4 cm  
(11.8 x 11.8 x 1.5 inches)

Coverage: 0.96 sq. ft.  
180 pieces per bundle  
16 lbs each  
2,900 lbs per bundle

Versatile and economical




Autumn Gold



Natural



Brown



Charcoal




Sahara



Range Red



Red



Shadow Blend

# Fieldstone

**Fieldstone** slabs have a unique roaming line that links each patio stone to the other. It comes in three rich earthtone colours.

## Unique roaming line



Mocha



Amber



Granite

50 x 50 x 4 cm  
(19.6 x 19.6 x 1.5 inches)

Coverage: 2.67 sq. ft.  
60 pieces per bundle  
44 lbs each  
2,610 lbs per bundle



# DIAMONDCAST

Simple, durable and economical DIAMONDCAST covers your needs for walkways and patios.



## **DIAMONDCAST 18**

45 x 45 x 4 cm  
(17.7 x 17.7 x 1.5 inches)


Coverage: 2.25 sq. ft.  
60 pieces per bundle  
36 lbs each  
2,160 lbs per bundle



## **DIAMONDCAST 24**

60 x 60 x 4 cm  
(23.6 x 23.6 x 1.5 inches)

Coverage: 3.87 sq. ft.  
30 pieces per bundle  
63 lbs each  
1,889 lbs per bundle



## **DIAMONDCAST 30**

60 x 75 x 4 cm  
(23.6 x 29.5 x 1.5 inches)

Coverage: 4.84 sq. ft.  
30 pieces per bundle  
79 lbs each  
2,362 lbs per bundle





# Builder Slab

Another simple and durable option.



60 x 40 x 4 cm  
(23.6 x 15.7 x 1.5 inches)

Coverage: 2.58 sq. ft.  
60 pieces per bundle  
44 lbs each  
2,610 lbs per bundle



# Quarry Slab



Can be used as stepping stones or patio pavers for a unique result.



Santa Fé



Bluestone



Buff

40 x 40 x 4 cm  
(16 x 16 x 1.5 inches)


Coverage: 1.77 sq. ft.  
42 pieces per pallet  
27 lbs each  
1,124 lbs per pallet



# Rustic Flagstone



Rustic Flagstone is available in Pewter and Buff.



Pewter




Buff

40 x 40 x 4 cm  
(16 x 16 x 1.5 inches)

Coverage: 1.77 sq. ft.  
38 pieces per pallet  
29 lbs each  
1,124 lbs per pallet



Wetcast products must be sealed to be salt resistant





# Details

Add character to your home with **TRIPLE H** “details.” We have assorted steps, stepping stones, cozy bird baths, planters and benches.





# Residential Planters

Gorgeous exposed aggregate flower pots that add finishing touches to your yard.



**classic urn – black granite**  
22.5" diameter x 27.5" h



**small hexagon**  
32" diameter x 16" height



**small** 16" diameter x 8"  
**medium** 22" diameter x 12"  
**large** 32" diameter x 16"



**large hexagon**  
32" diameter w x 22" high



**rectangular planter**  
32" x 16" x 16"

---

# Commercial Planters



**Round Pot** 40" diameter x 16" high  
**Centre (square) Pot** 42" length x 38" width x 24" high.





16" x 38"  
3 benches per pallet  
200 lbs each  
600 lbs per pallet



## Benches

Whether you need a rest or want to enjoy a crackling fire, these backyard accessories will make any yard more fun and functional.



## Fire Pit

Only eight pieces are needed to make this great fire pit surround.

24" inner x 73" outer diameter  
16 pieces per pallet, 8 pieces per circle  
85 lbs each  
1,360 lbs per pallet



## Splash Pad

21" x 12" x 2.5"  
36 pieces per bundle  
30 lbs each  
1,088 lbs per bundle



## Bird Bath

Birds in your yard will be living in the lap of luxury

21" high  
5 pieces per pallet  
45 lbs each, 225 lbs per pallet

# Steps




## Ready Steps

Easy to use, with a consistent rise, the Ready Step is versatile and can be installed in many different landscape plans. And Ready Steps are more economical than cut stone.



Buff



Pewter

### Ready Step Extension



42" wide with a  
curved front and  
7.5" rise

7.5" rise  
6" wide  
14" long



## Georgian Step

6" rise  
48" wide  
220 lbs each  
6 pieces per pallet



## Roman Step

The rounded front of this step gives it a unique appeal.

48" wide with a curved  
front and 6" rise



# Lock Steps

Lock Step – easy and economical! The natural Peastone finish comes as a single, two or special order three riser.



peagravel

## 1 Riser Lockstep

7.5" rise  
42" wide  
196 lbs each  
1 base, 1 tread



## 2 Riser Lockstep

15" rise  
42" wide  
400 lbs each  
2 stringers, 2 treads,  
2 kickplates

## 3 Riser Lockstep special order

23" rise  
42" wide  
648 lbs each  
2 stringers, 3 treads,  
3 kickplates



Wetcast products must be sealed to be salt resistant

# Garden Walls

## Mini Armour Stone

Add dimension to your garden. Mini Armour Stone provides a bold boundary for your garden.



4 varying sizes, all  
approximately 12" high  
145 lbs to 170 lbs each  
4 pieces per pallet

---

## Tumble Stack

Approximately 17 pcs are needed for every 10 lineal feet of wall. 17 pcs will make a circle with a diameter of approximately 44 inches.



4 pcs/face sq. foot  
18 lbs each  
180 pieces per pallet  
3,270 lbs per pallet



Buff Blend



Huron Range



Grey Blend

# WEDGEROCK

Approximately 11.5 pieces are needed for every 10 lineal feet of wall.  
17 pcs will make a circle with a diameter of approximately 33 inches.



12" x 7" x 9" x 4" high  
3 pieces /face sq. foot  
80 pieces per pallet  
1,760 lbs per pallet



Pewter



Buff

---

# WEDGEROCK Cornerstone

Sold separately to make easy inside and outside corners  
without complicated cuts.



small



large

small 8" x 8" x 7" x 4" high  
large 13 x 12.5 x 7 x 4" high  
40 pieces per pallet  
(20 small and 20 large)  
1,190 lbs per pallet



Wetcast products must be sealed to be salt resistant



# Chelsey Wall

This versatile dimensional block can be used to create unique walls and pillars for your project.



28.5 cm x 19 cm x 9.5 cm  
(11.2" x 7.4" x 3.7")  
3.2 pieces per face sq. foot  
30 lbs each  
120 pieces per pallet  
2,880 lbs per pallet

Available in  
Grey Blend and  
Sandstone



A great way to top off your Chelsey wall.

## Chelsey Pillar Caps



24" x 24" x 2"  
95 lbs each  
10 pieces per pallet  
950 lbs per pallet

Natural

## Chelsey Coping



24" x 10" x 2"  
38 lbs each  
22 pieces per pallet  
840 lbs per pallet

Natural



# Easy Stack

Approximately 17 pcs are needed for every 10 lineal feet of wall. 17 pcs will make a circle with a diameter of approximately 44 inches.



4" high, 8" long end, 6" short end  
4 pieces per face sq. foot  
180 pieces per pallet



# Kendal Stone

If you're looking for something smaller than Mini Armour Stone, but still want the rough rock look, then look no further than Kendal Stone.



Various sizing:  
14" - 17" long  
9" - 11" long  
6.5" height  
60/75 lbs each  
27 pieces per pallet  
1900 lbs per pallet



Grey

## Exposed Aggregate Stepping Stones



Approximately 14" diameter  
16 lbs each  
56 pieces per pallet  
900 lbs per pallet

## Maplewood Stepping Stone



Approximately 14" diameter  
54 pieces per pallet  
20 lbs each  
1070 lbs per pallet

---

## Whimsical Stepping Stones



### Garden Leaf

19 lbs each  
40 pieces per pallet  
760 lbs per pallet



### Turtle Slab

13 lbs each  
40 pieces per pallet  
520 lbs per pallet



### Roman Circle

19 lbs each  
40 pieces per pallet  
760 lbs per pallet



### BIG FEET (left and right)

15 lbs each  
960 lbs per pallet  
32 left and  
32 right per pallet



### Fossil

19 lbs each  
40 pieces per pallet  
542 lbs per pallet



Details found on Fossil

Whimsical Stepping Stones are also available as a mixed pallet called Whimsical Garden Stone Pak.



# Garden Charms



## Acorn

24 lbs each

40 pieces per pallet

984 lbs per pallet



## Frog

24 lbs each

40 pieces per pallet

984 lbs per pallet

---

## Inukshuk



### Large

24.5" high

89 lbs each

Assorted colours



### Small

12" high

10 lbs each

Assorted colours

## Maple Garden Edging



17" long

60 pieces per pallet

16 lbs each

940 lbs per pallet

# FAQ and Answers!

**1. How do I install my pavers or slabs?**

Follow the basic instructions at the back of this catalogue.

**2. What is the most important part of my installation process?**

As always, the most important part of most projects is preparation, in this case having a good, well draining base.

**3. Can I use a tamper on my patio slabs?**

No, you cannot use a tamper on a product that is less than 6 cm thick.

**4. What is the purpose of the glue on my pavers when I receive them?**

The glue prevents the surface of the pavers from getting rub marks. It also provides a space between slabs to reduce efflorescence and water stains.

**5. Does the glue come off?**

Yes, it will in most instances come off quite easily, but sometimes you may need a putty knife to make it easier.

**6. Does the dark spot from the glue disappear?**

Yes, the dark spot will disappear in the sun and rain

**7. Efflorescence. What is it?**

Efflorescence is a whitish powder-like deposit that sometimes appears on concrete.

**How do I remove it?**

Efflorescence will usually wash and wear off over time. This is what **TRIPLE H** recommends.

### **What if I don't want to wait. Is there another option?**

Yes. You could speed up the process by using a mild solution of muratic acid and water, 10-20 parts water to 1 part acid is a good starting point. Be sure to follow the manufacturers instructions because acid can be harmful!

### **Where do I start the treatment?**

Try it out on a small unnoticeable area first to ensure the results are acceptable. Be sure to keep track of how long the acid is on the concrete! The length of time the acid is in contact with the concrete can effect the result. Also be sure to have a rinse hose at the ready.

### **How often does this need to be done?**

Most cases of efflorescence occurs while the product is packaged and won't occur again once the product has been installed.

### **Is there a warranty for efflorescence?**

No. Efflorescence is not a warranty claim because it is a naturally occurring phenomenon that will wear off over time, or that can be removed.

### **Is there online help available?**

Yes. Try YouTube for "efflorescence removal" and "sealer application techniques".

### **8. Will the colour last as long as other products that have the colour completely through the paver?**

Yes!

### **9. Why is there only a colour layer?**

Having a layer of colour is more efficient and uses less resources in the production process, thus lowering the carbon footprint.

### **10. Why do I not see that in other products in the market?**

**TRIPLE H** started in 1975 using a two layer process using machinery that was ahead of its time. We have always maintained a progressive and environmentally friendly attitude.

### **11. What is my warranty?**

All pavers and slabs have a warranty against product failure after installation with the products intended use. For example, products that are under 6cm are not suitable for residential vehicular traffic.



**12. What is polymeric sand and when is it used?**

It is a special sand which is used to fill the spaces between pavers. It is generally used on pavers that have oversize gaps between them.

**13. Do I need to use a sealer on my slabs or pavers?**



It is not necessary to use a sealer on your slabs or pavers; however, it is recommended for wetcast products where salt is going to be used.

**14. What sealer should I use?**

Use a quality sealer that is formulated for concrete pavers or slabs. Apply the sealer following the manufacturers directions exactly.

**15. Why should I sweep in jointing sand after the installation is complete?**

Jointing sand (any fine sand i.e., playsand) will bond your laying pattern and help prevent weeds from growing in the joints.

**16. Where can I find a quality installer?**

Always check a contractor's references to determine if he or she is right for your project.

# Installation Instructions

## Driveway

### Excavation

Before excavating, call all local utility companies (e.g. phone, gas, electrical) to ensure that the area in which you plan to dig is clear of underground cables or wires. If there are, please notify the related companies before commencing.

When compacting, it is important to achieve a 2% slope (10 mm per meter, 1/8" per foot). This will allow you to have good drainage.

The width behind your curb should be equivalent to the depth of your excavation.

With the help of a rake, level the bottom of your excavated area. If the natural soil is granular or sandy we recommend that you compact the soil with a vibrating plate. If the soil is clay-like, it is preferable not to compact the surface but level the area and cover with a geo-membrane to prevent the contamination of both soils (clay and 'A' gravel).

## **Foundation**

Install your 'A' gravel base in 4" layers.

Lightly wet your surface and compact with a vibrating plate. Repeat the process layer by layer until you reach a desired height. At this stage you can verify your final height with the help of a paver.

## **Screeding**

On your compacted base install two pipes (the diameter of 2.5 cm (1")). Level the sand with the help of a straight edge (2" by 4" or angle iron). If your screeding is not properly leveled, it will be reflected in your final work.

Bedding sand should not be compacted until all paving stones have been laid down. When passing the vibrating plate on top of your paving stones, this will cause all your paving stones to settle down into your bedding sand approximately 10 mm (3/8").

## **Installation of paving stones**

Set up a string line that will give you a square start; use the 3/4/5 rule. We need a stationary line of 3' which meets a 4' line along the base. You then connect a third line which will form a triangle. If this line measures 5' you now have a 90-degree angle. While installing your paving stones, make sure to walk on installed pavers and not on your bedding sand. Remove the 1" pipes and fill in gaps with concrete sand.

To maximize your colour blends, you should use two or more cubes at a time. While you lay down your paving stones, you should alternate between two cubes and randomly take paving stones from the top to the bottom of both cubes.

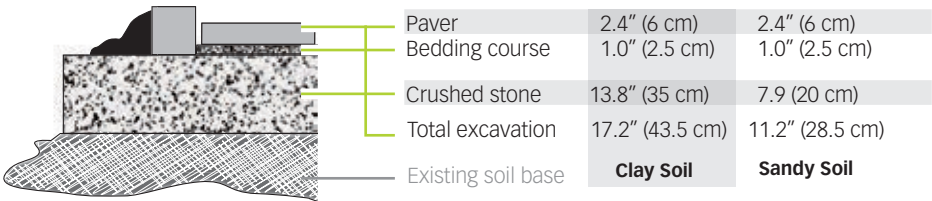
When cutting edges of your paving stone, we recommend you use a chalk-line. You can then cut your paving stone with a guillotine or a concrete saw. When cutting paving stones we recommend you wear protective ear and eye wear.

## Filling in Joints

Pass vibrating plate in all directions to allow the pavers to settle into the bedding soil and smooth any small deflections.

Spread out jointing sand and sweep sand in between joints in all directions. Jointing sand should not be left on for more than 3 days to avoid staining.

### Cross Section of suggested base



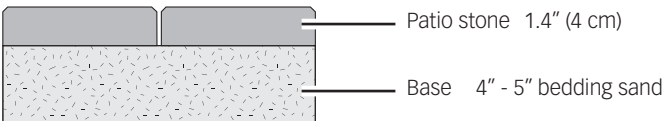
## Patio and Walkway

As a general rule excavate to a depth of 10 cm-13 cm (4"-5"), fill with bedding or concrete sand. There is no definite rule of depth, it depends on soil type. The measurements above should act as a guide but if you are unsure about your own application, consult your dealer. They will be happy to assist you.

After the base is leveled, compacted and gradually sloping away from building walls or foundations (for water runoff), the installation of the patio stones in the desired pattern can begin.

The spaces between patio stones should be tight and consistent, with not more than 3 mm-4 mm (1/8") spacing. Finish the job by sweeping dry fine sand into the joints. It is very important NOT to leave the fine sand on the patio stones longer than 3 days to avoid staining.

### Cross Section of suggested base



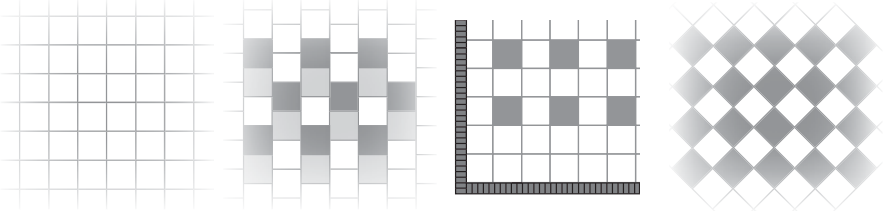


# Patio stone area specifications

<p><b>30 x 15 cm</b> <b>(approx. 11.8" x 5.9")</b> covers .48 sq ft.</p> <p><b>Calculate area:</b> length x width divided by .48 = number of slabs required.</p>	<p><b>30 x 30 cm</b> <b>(approx. 11.8" x 11.8")</b> covers .96 sq ft.</p> <p><b>Calculate area:</b> length x width divided by .96 = number of slabs required.</p>
<p><b>30 x 45 cm</b> <b>(approx. 11.8" x 17.7")</b> covers 1.45 sq ft.</p> <p><b>Calculate area:</b> length x width divided by 1.45 = number of slabs required.</p>	<p><b>50 x 50 cm</b> <b>(approx. 20" x 20")</b> covers 2.7 sq ft.</p> <p><b>Calculate area:</b> length x width divided by 2.7 = number of slabs required.</p>
<p><b>60 x 40 cm</b> <b>(approx. 16" x 24")</b> covers 2.6 sq ft.</p> <p><b>Calculate area:</b> length x width divided by 2.6 = number of slabs required.</p>	<p><b>60 x 60 cm</b> <b>(approx. 24" x 24")</b> covers 4 sq ft.</p> <p><b>Calculate area:</b> length x width divided by 4 = number of slabs required.</p>
<p><b>60 x 75 cm</b> <b>(approx. 24" x 29.5")</b> covers 4.85 sq ft.</p> <p><b>Calculate area:</b> length x width divided by 4.85 = number of slabs required.</p>	

# Laying Patterns

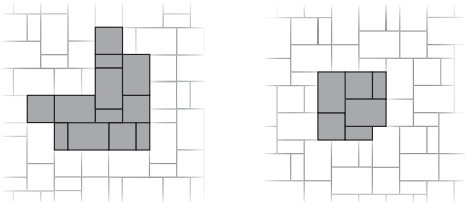
Brick, Castlestone, DIAMONDCAST, Euro Pattern, Exposed Aggregate, Handy Pavers (4cm & 6 cm), Terra Square



## Bristol, Covington

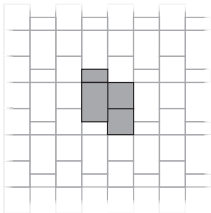
**LAYING RATIO**

Large 50%  
Med 34%  
Small 16%



**LAYING RATIO**

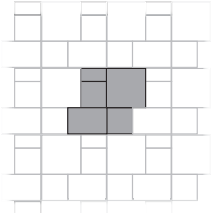
Large 37%  
Med 50%  
Small 13%



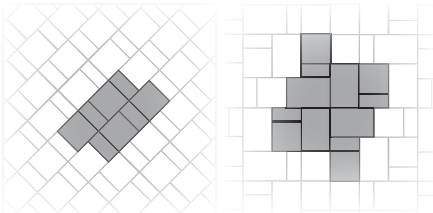
Four paving stone pattern including Mega Covington

**LAYING RATIO**

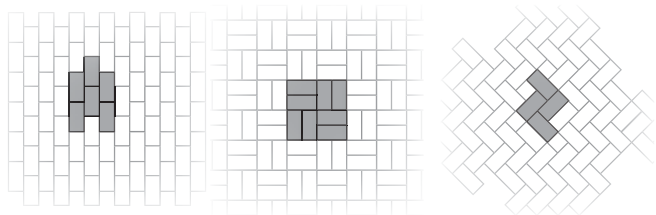
Mega 36%  
Large 24%  
Med 32%  
Small 8%




## Terra Stone



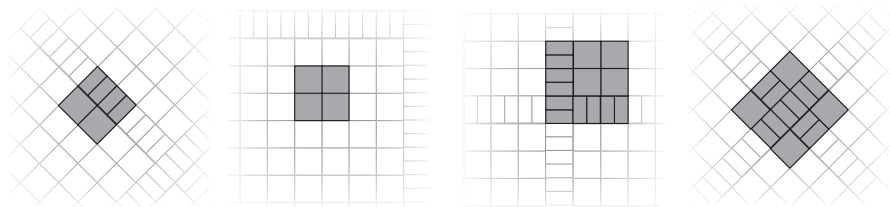
Holland Paver



Cobble Pattern



Bella







We stake our reputation on the quality of our products and service. We're a family run business working hands-on every day.





**TRIPLE H**  
CONCRETE PRODUCTS LTD.

driveways

patios

walkways

Quality & Service  
Family owned since 1975

DEALER STAMP HERE

[www.triplehconcreteproducts.ca](http://www.triplehconcreteproducts.ca)